


HIOKI

GENNECT CROSS SF4071, SF4072



New capability for field measuring instruments

GENNECT Cross is a smartphone and tablet app that connects to Bluetooth®-capable Hioki instruments.



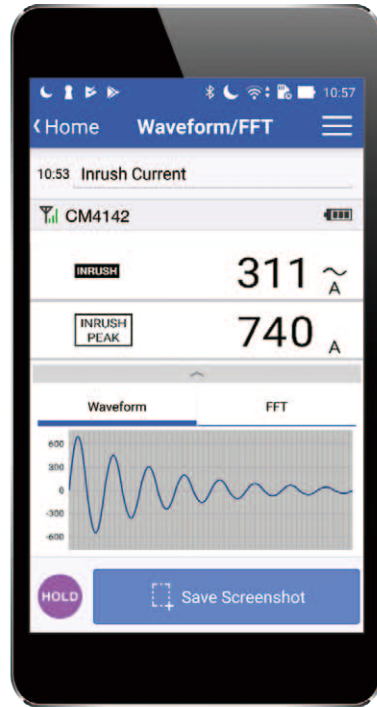
Dedicated website



Measurement



Bluetooth® communications



Review, recording, and report creation



Mail



Cloud



Data sharing

What could you do if you can connect your electrical test tool to a smartphone or tablet?

You can assign measured values to pictures taken on site to create intuitive reports in a flash. You can view also waveforms of the signals captured by your test tool, in effect using it as an oscilloscope. With the GENNECT Cross mobile app, your electrical test tools become reliable instruments that can work with you to safeguard the sites you're managing.

*GENNECT is a neologism created from the Japanese word "genba" (meaning field) and the English word "connect".

Example use case: Recording measured values on a photograph and creating a report



See more on the web >>>>

**You've discovered an issue in the field.
You want to consult with your supervisor
about how to deal with it, but...**

You can communicate information about conditions in the field via various methods, including phone, photographs, and email, but information gets scattered around, making it difficult to explain the situation.



Share with GENNECT Cross

Take a photograph in the field, record measured values on it, and share information about the situation via email.



Choose the photograph you wish to use right there in the app and tap locations where you wish to record data. Values will be saved at the specified locations. Then you can share the saved data via email or the cloud.



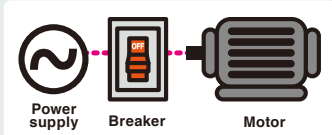

Example use case:

Viewing waveforms like an oscilloscope with a field measuring instrument

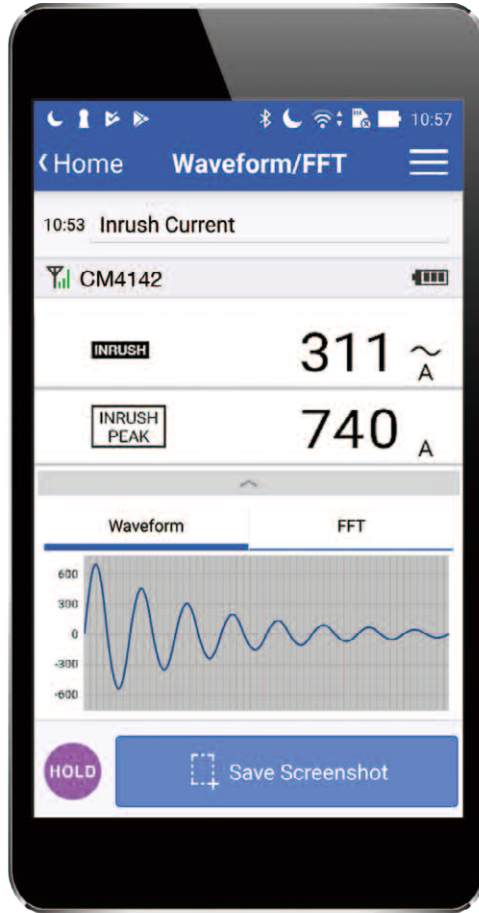
See more on the web >>>>

The circuit breaker started tripping when the engineer replaced a motor with a higher-efficiency model.

He'd like to figure out the cause right away, but equipment to analyze the data isn't available.



Explanation: High-efficiency motors tend to have larger inrush currents due to their lower internal resistance values. In some cases, it may be necessary to increase circuit breaker capacity.



Share with GENNECT Cross

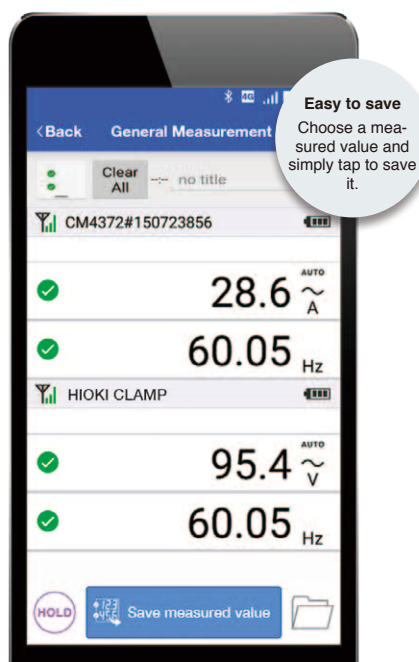
The engineer reviewed a current waveform measured with a clamp tester on his tablet. He noticed the greater inrush current and increased the circuit breaker's capacity.



Multifunctional capabilities: Disrupting the conventional wisdom about electrical test tools

Review measured values on your smartphone

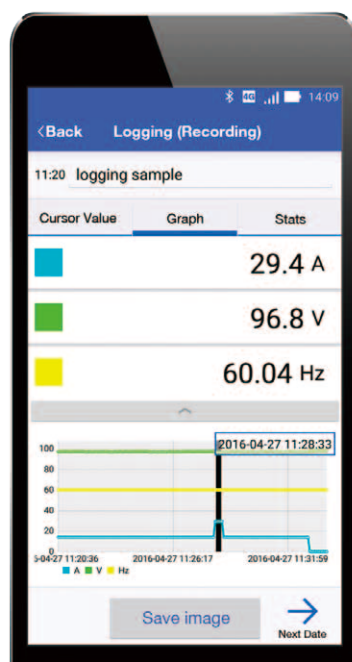
Display the measured values shown on the instrument in real time on your smartphone.



Connect up to eight instruments.
Communications range: 10 m (line of sight)

Assess fluctuations in current consumption in real time

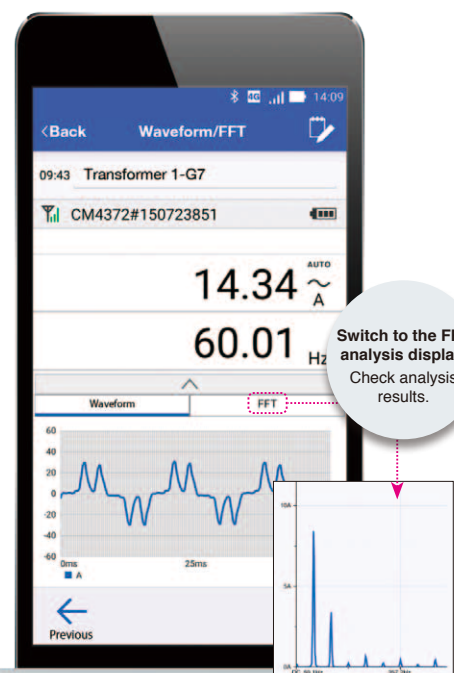
Measured values are saved automatically at the set recording interval. You can review maximum, minimum, and average values for the recorded period.



Record up to eight channels.
Each measurement parameter is a channel.
Recording intervals: From 5 sec.
(When recording 1 channel, from 1 sec.)
Recording period: Up to 24 hr.

Observe waveforms and perform FFT analysis

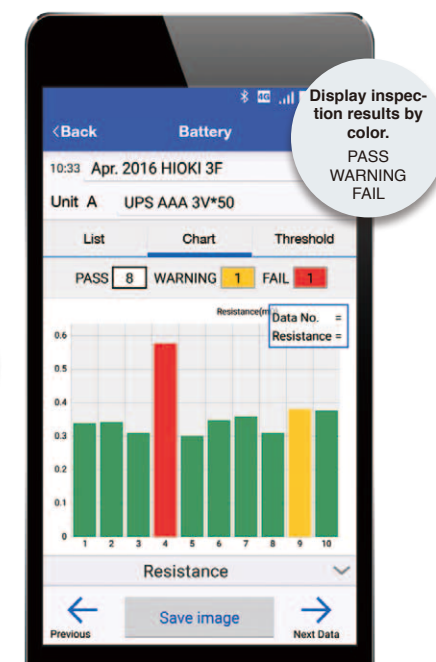
Acquire and display waveforms such as current and voltage.



Measurement frequency: Max. 1 kHz
*When using the CM4372/CM4374,
depends on AC clamp sensor specifications.

Diagnose deterioration in UPS batteries and create reports

When inspecting high-capacity lead-acid storage batteries such as those used in UPSs, you can automatically record measurement results and then use recorded data to create a report.



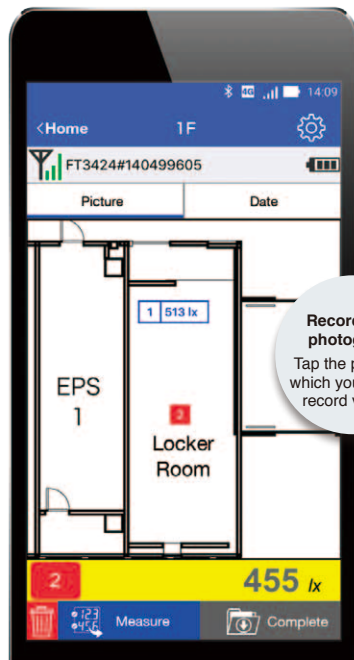
Supported instruments: BT3554-01, BT3554-11
Judgment reference values are set on the instrument.
Amount of data that can be saved:
Data for up to 12 units (1 unit: 500 data sets)
1 data set: Battery internal resistance, voltage, and temperature



See more on the web >>>

Halve the man-hours required to measure illuminance in completion inspections

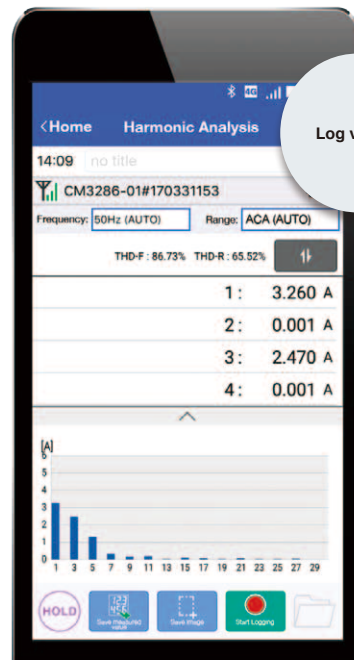
Capture a drawing as in image in the app and record measurement results on the drawing. Then complete the report right there in the field.



Supported instrument: FT3425
You can output a list of measurement results as well as a drawing image on which measured values have been recorded.

Check power quality by analyzing harmonics up to the 30th order


Calculate and display harmonic levels for individual orders, content percentages, and total harmonic distortion (THD-F and THD-R).



Supported instrument: CM3286-01

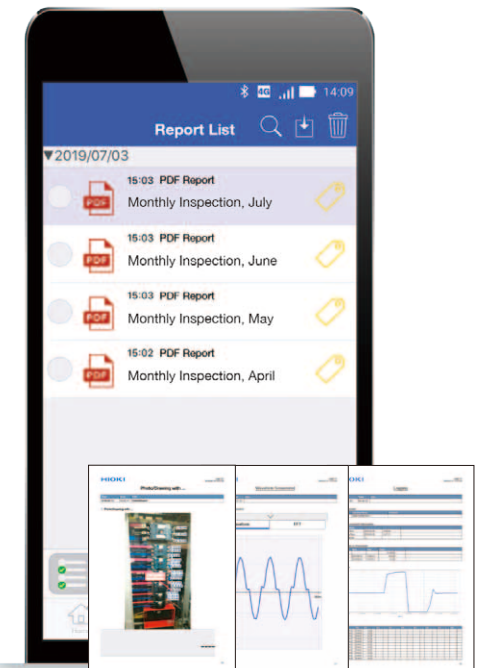
Add comments to field photographs

You can take and save photographs of measurement locations together with measurement results. You can also add comments to photographs.



Group measurement results into reports

You can use saved data and photographs to create reports.



Supported instruments

- AC/DC CLAMP METER : CM4372
- AC/DC CLAMP METER : CM4374
- AC/DC CLAMP METER : CM4376
- AC CLAMP METER : CM4142
- AC CLAMP POWER METER : CM3286-01
- INSULATION TESTER : IR4058
- LUX METER : FT3425
- BATTERY TESTER : BT3554-01
- BYPASS DIODE TESTER : FT4310
- DISPLAY UNIT : CM7291



Downloading GENNECT Cross

Data can be downloaded to tablets and smartphones using Hioki's dedicated apps available from the Google Play or App Store.
Search for "HIOKI" and download the "GENNECT Cross" app.



*Android, Google Play and the Google Play logo are trademarks of Google Inc.
*iOS is a registered trademark of Cisco Technology, Inc. and/or its affiliates in the United States and certain other countries.
*iPhone, iPad, iPad mini, iPad Pro and iPod touch are trademarks of Apple Inc.
*Apple and the Apple logo are trademarks of Apple Inc. App Store is a service mark of Apple Inc.
*Microsoft, Windows, Windows Vista, and Excel are either registered trademarks or trademarks of Microsoft Corporation in the United States and/or other countries.
*Company names and Product names appearing in this catalog are trademarks or registered trademarks of various companies.
*The Bluetooth® word mark and logos are registered trademarks owned by Bluetooth SIG, Inc. and any use of such marks by HIOKI E.E. CORPORATION is under license.
*For the latest information about countries and regions where wireless operation is currently supported, please visit the Hioki website.

Compatible mobile devices

iOS : iPhone, iPhoneX, iPad, or iPod Touch running iOS 10, 11 or 12
Android : Android™ 4.3 or later

Note: Company names and Product names appearing in this catalog are trademarks or registered trademarks of various companies.

HIOKI

HIOKI E. E. CORPORATION

DISTRIBUTED BY

HEADQUARTERS
81 Koizumi,
Ueda, Nagano 386-1192 Japan
<https://www.hioki.com/>



Scan for all regional contact information