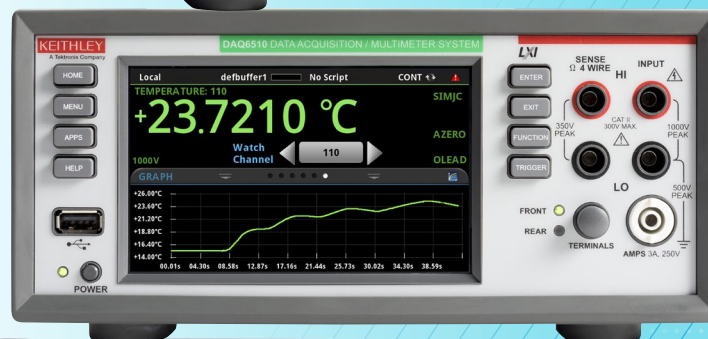
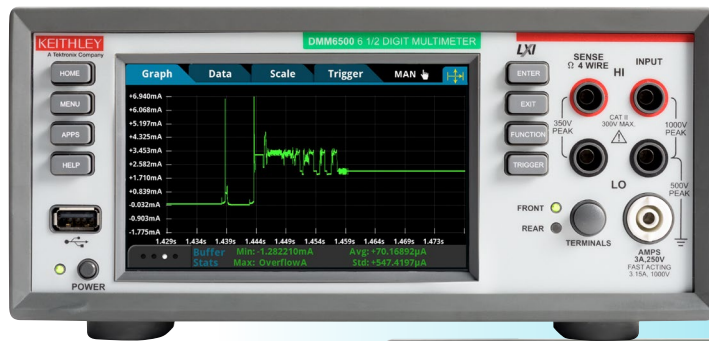


DIGITAL MULTIMETER SELECTOR GUIDE



KEITHLEY
A Tektronix Company

Tektronix

Touch, Test, Invent®

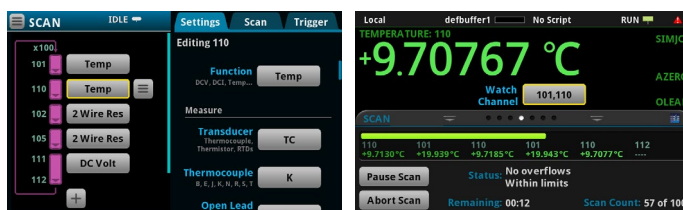
Combining touchscreen productivity with 15 measurement functions, greater sensitivity, and more connectivity



DAQ6510 DATA ACQUISITION AND LOGGING MULTIMETER SYSTEM

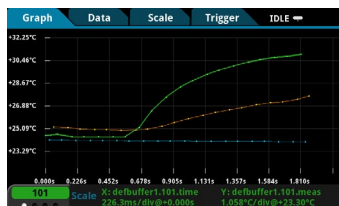
Creating a new level of simplicity, the DAQ6510 touchscreen user interface enables faster setup time, real time monitoring of test status, and detailed data analysis on the instrument.

- Set up, execute and monitor, and analyze multi-channel measurements quickly



Set up

Monitor



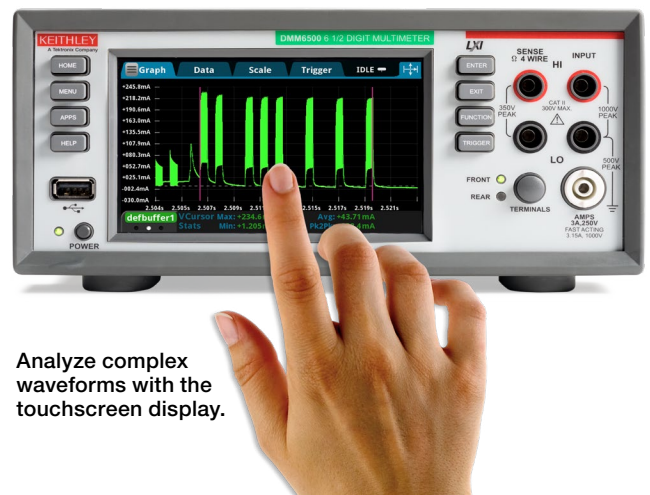
Analyze

- Built-in 6½-digit DMM for high performance measurements

DMM6500 6½-DIGIT BENCH/SYSTEM DIGITAL MULTIMETER

The DMM6500 offers more measurement capability – including transient capture, data visualization, and analysis – at a great price.

- 15 built-in measurement functions and increased sensitivity for a wider range of measurements
- Analyze graphs and trends directly on the touchscreen display for faster measurement insights



Analyze complex waveforms with the touchscreen display.

SEE PAGE 10

SEE PAGE 6

Keithley has a wide selection of your most important measurement instrument.

Standard Performance for the Most Essential Needs

DMM4020 5½-Digit Digital Multimeter	4
2110 5½-Digit Dual-Display Digital Multimeter	4
2100 6½-Digit USB Digital Multimeter	5
DMM4040 and DMM4050 6½-Digit Digital Multimeters	5
2000 6½-Digit Digital Multimeter	5

Enhanced Performance with a Touchscreen Graphical User Interface

DMM6500 6½-Digit Bench/System Digital Multimeter	6
---	---

No Compromise: High Speed and High Accuracy

DMM7510 7½-Digit Graphical Sampling Multimeter	7
---	---

High Accuracy with High Resolution

2010 Low Noise 7½-Digit Autoranging Multimeter	8
2001 7½-Digit High Performance Multimeter	8
2002 8½-Digit High Performance Multimeter	8

Precision Multi-Channel Measurements for Data Acquisition

2700 and 2701 Multimeter/Data Acquisition/Switch Systems	9
2750 Multimeter/Switch System	9
DAQ6510 Data Acquisition and Logging, Multimeter System	10

High Channel Count and Precision Measurement Data Acquisition Systems

3706A System Switch/Multimeter	11
---	----

DMM Comparison Table	12
---------------------------------------	----

Appendix 1: Plug-in Scanner Card Options for 2000, 2001, 2010, and 2002	14
--	----

Appendix 2: Plug-in Switch Modules for the 2700 Series and DAQ6510 Data Acquisition Systems	14
--	----

Appendix 3: Plug-in Switch Modules for the 3706A System Switch/Multimeter	15
--	----

STANDARD PERFORMANCE FOR THE MOST ESSENTIAL NEEDS

DMM4020 5½-Digit Digital Multimeter

- Perform pass/fail testing with the Limit Compare Mode
- Measure low currents with 1 nA sensitivity
- Measure True RMS AC + DC signals
- Interface to a PC with the RS-232-to-USB Interface Adapter cable



[Learn more about the DMM4020](#)


2110 5½-Digit Dual-Display Digital Multimeter

- Measure and display two parameters concurrently
- Sample a signal at 50,000 readings/s
- Measure temperature and capacitance
- Interface to a PC or a system with the USB interface or the optional GPIB interface



[Learn more about the 2110](#)

Efficiently conduct laboratory exercises in student labs with Tek SmartLab™ Software and instrumentation including the 2110 DMM.



2100 6½-Digit USB Digital Multimeter

- Connect to either the front terminals or the rear terminals
- Measure any parameter with fully-specified accuracies
- Interface to a PC with the USB-TMC compliant protocol

[Learn more about the 2100](#)



DMM4040 and DMM4050 6½-Digit Digital Multimeters

- Plot signals with the TrendPlot™ Data Recorder Mode
- Statistically analyze data with the Histogram mode
- Automate measurements with the LAN interface, GPIB interface, RS-232 interface, or to USB with the RS-232-to-USB Interface Adapter Cable
- Increase measurement accuracy by up to a factor of 2 with the DMM4050

[Learn more about the 4000 Series](#)

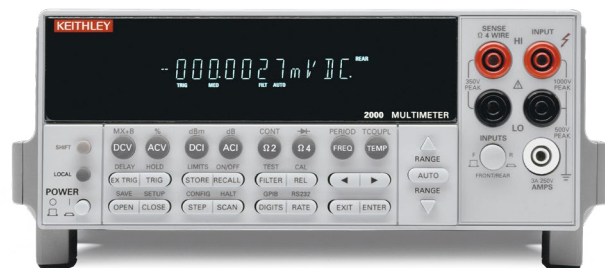


STANDARD PERFORMANCE WITH ADDITIONAL MEASUREMENT CHANNELS

2000 6½-Digit Digital Multimeter

- Increase production throughput with 2000 measurements/s
- Read up to 10 channels with optional thermocouple and voltage/resistance plug-in scanner cards
- Connect to a PC with GPIB and RS-232 Interfaces

[Learn more about the 2000 Series](#)



ENHANCED PERFORMANCE WITH A TOUCHSCREEN GRAPHICAL USER INTERFACE


DMM6500 6½-Digit Bench/System Digital Multimeter

- Capture complex signals and transients with up to 1 Msample/s 16-bit digitizing
- Make low level measurements with 100 nV, 10 pA, and 1 $\mu\Omega$ sensitivities
- Measure with superior 0.0025% basic, 1-year, DC Volt accuracy and 0.0075% basic, 1-year resistance accuracy
- Analyze data and display waveform plots on the 5 inch (12.7 cm) touchscreen display
- Measure power circuit current up to 10 A
- Interface to a PC with LAN/LXI and USB-TMC interfaces or optional GPIB or RS-232 interfaces
- Test up to 10 DUTs in one test setup with the optional plug-in scanner cards



Analyze complex waveforms with the touchscreen display.

Learn more about the DMM6500



Use the optional scanner cards to increase measurement capability for voltage measurements from 10 different channels or for temperature measurements from 9 different thermocouples.

Use the optional TSP-Link interface and TSP (Test Script Processor) scripts to control test sequences and to control other instruments with the DMM6500. Save test time with minimal communication with the PC and achieve low-latency synchronization between instruments.


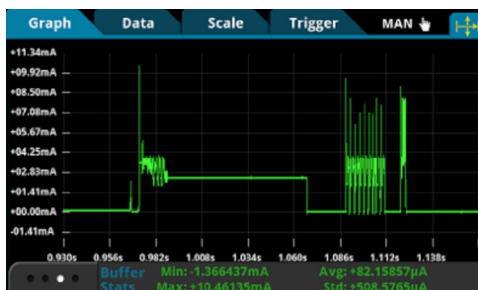
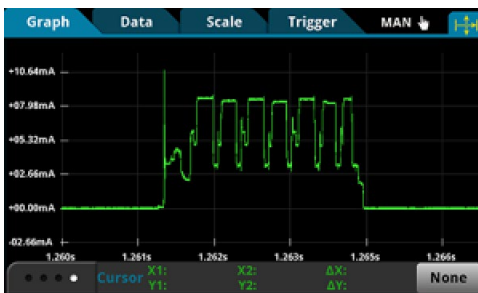
NO COMPROMISE: HIGH SPEED AND HIGH ACCURACY

DMM7510 7½-Digit Graphical Sampling Multimeter

- Capture IoT wireless device load current transmit bursts with 18-bit, 1Msamples/s digitizing
- Measure ultra-low sleep mode currents on processors and products with 1 pA current sensitivity
- Hold DUTs to tight test tolerances using voltage measurements with accuracies as low as 14 ppm
- Store up to 27.5 million readings for profiling load current waveforms and transient waveforms
- Take measurements as fast as 26,000 readings/s for high throughput testing
- Get fast insight into waveform characteristics with the 5 inch (12.7 cm) touchscreen display
- Execute custom test scripts and control other instruments with the built-in test script processing language
- Interface to a PC with either LXI LAN, USB, or GPIB interfaces



Learn more about the DMM7510



Use the high resolution and the wide dynamic range of the DMM7510 to capture the current draw during all the operating states (sleep mode, standby mode, and transmit mode) of an IoT device.

HIGH ACCURACY WITH HIGH RESOLUTION

2010 Low Noise 7½-Digit Autoranging Multimeter

- Resolve low voltages with the 100 nVrms noise floor
- Make automatic ratio measurements on two voltages with the front and rear inputs
- Minimize device self-heating with low power resistance measurements
- Avoid breaking down oxides or films on relay contacts and connectors with the dry circuit test function
- Test up to 10 DUTs with an optional voltage or temperature plug-in scan card
- Interface to a PC with the RS-232 or the GPIB interface



[Learn more about the 2010](#)

2001 7½-Digit High Performance Multimeter

- Capture spikes as narrow as 1μs with the peak detector function
- Perform in-circuit current measurements without breaking the circuit
- Automatically separate components based on measurement limits using the Binning function
- Measure up to 10 channels of voltage or 9 channels of temperature with the optional plug-in scanner cards
- Make high accuracy, 2 MHz bandwidth AC voltage measurements for control system analysis
- Connect to a PC with the GPIB interface



[Learn more about the 2001](#)

2002 8½-Digit High Performance Multimeter

- Make the most accurate voltage measurements with tolerances as narrow as 10 ppm
- Capture spikes as narrow as 1 μs with the peak detector function
- Perform in-circuit current measurements without breaking the circuit
- Automatically separate components based on measurement limits using the Binning function
- Measure up to 10 channels of voltage or 9 channels of temperature with the optional plug-in scanner cards
- Make high accuracy, 2 MHz bandwidth AC voltage measurements for control system analysis
- Connect to a PC with the GPIB interface



[Learn more about the 2002](#)

PRECISION MULTI-CHANNEL MEASUREMENTS FOR DATA ACQUISITION

2700 and 2701 Multimeter/Data Acquisition/Switch Systems




- Set up multi-channel measurement and datalogging systems with a switch system combined with a 6½-digit DMM
- Configure systems with a selection of 12 Series 7700 switch and control plug-in modules
- Build systems as large as 80 channels with two card slots for plug-in modules
- Use the instrument as an independent digital multimeter for test setup and troubleshooting
- Connect to a PC with either the RS-232 interface or the GPIB interface (2700) or the LAN interface (2701)

[Learn more about the 2700 and 2701](#)

2750 Multimeter/Switch System

- Build a test system as large as 200 differential input channels
- Design a versatile system using up to 5 different models of the 7700-series plug-in switch modules in a 2750
- Measure low resistive components with 1 $\mu\Omega$ sensitivity
- Use the dry circuit function to protect sensitive devices from damage and to minimize self-heating errors during testing
- Make measurements with the high performance 6½-digit DMM
- Interface to a PC with the GPIB or RS-232 interface



[Learn more about the 2750](#)

PRECISION MULTI-CHANNEL MEASUREMENTS WITH BOTH MORE PERFORMANCE AND WITH THE MOST SIMPLIFIED SETUP PROCEDURE

DAQ6510 Data Acquisition and Logging, Multimeter System

- Set up a test in minutes with the 5-inch (12.7 cm) touchscreen display and graphical user interface
- Test low power devices with current sensitivity down to 10 pA
- Save upgrade costs by using the same plug-in switch modules as the 2700 Series instruments
- Monitor up to 80 channels of thermocouple, RTD, or thermistor temperature measurements
- Monitor fast-changing signals with the 1 Msample/s, 16-bit digitizer
- Make high precision measurements with the high performance 6½-digit DMM
- Interface to a PC with either LAN LXI or USB or add an RS-232 or a GPIB option
- Control other instruments and execute a test with the built-in scripting code and the Test Script Processor (TSP®), TSP-Link® I/O option



[Learn more about the DAQ6510](#)

Obtain data while an environmental test is in process for faster access to test results.



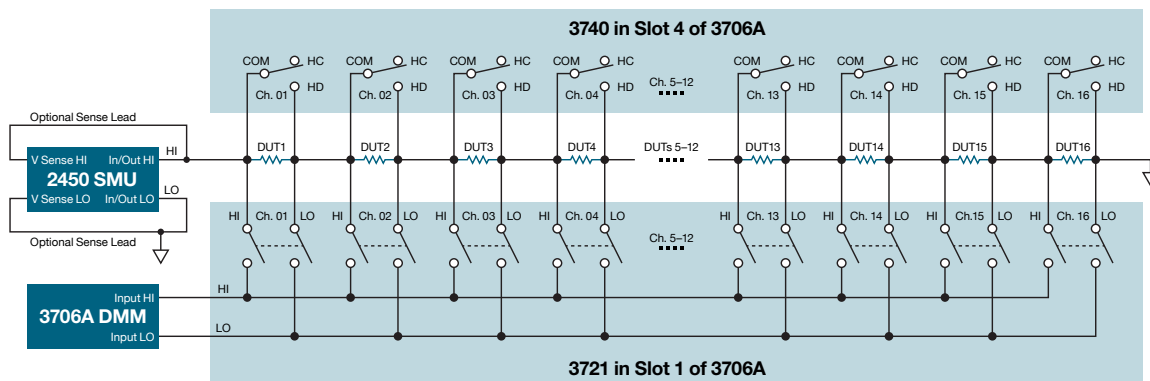
HIGH CHANNEL COUNT AND PRECISION MEASUREMENT DATA ACQUISITION SYSTEMS

3706A System Switch/Multimeter

- Build a test system with as many as 576 two-wire or 720 one-wire multiplexed channels or with up to 2,688 matrix crosspoints
- Fill up to 6 slots with 10 different 3700 Series plug-in switch modules
- Make the most accurate measurements with the 7½-digit DMM and 13 measurement functions
- Maximize throughput with measurement speeds up to 14,100 readings/s
- Minimize time-consuming interaction with a PC by using the 3706A as a master system controller using Keithley's internal Test Script Processor (TSP™) software
- Control other LAN-based instruments with the TSP-Link interface
- Interface to a PC with LAN/LXI, USB, or GPIB interfaces



Learn more about the 3706A



16-pin connector test system using a 2450 Source-Measure Instrument and a 3706A with 3740 and 3721 Multiplexer Plug-In Modules

DMM Comparison Table

MODEL	BASIC PERFORMANCE							HIGH SPEED, HIGH ACCURACY	HIGH ACCURACY			MULTI-CHANNEL MEASUREMENT					MODEL
	DMM4020	2110	2100	DMM4040	DMM4050	2000	DMM6500	DMM7510	2010	2001	2002	2700	2701	DAQ6510	2750	3706A	
Display	VFD, 2 line	LCD 2 line	VFD 2 line	VFD, dot matrix	VFD, dot matrix	VFD	Touchscreen, 5 in. (12.7 cm)	Touchscreen, 5 in. (12.7 cm)	VFD	VFD	VFD	VFD	VFD	Touchscreen, 5 in. (12.7 cm)	VFD	VFD 2 line	Display
Digits	5½	5½	6½	6½	6½	6½	6½	7½	7½	8½	6½	6½	6½	6½	7½	7½	Digits
No. Measurement Channels						10	10	10	10	10	10	80	80	80	200	576	No. Measurement Channels
DC VOLTS																	
Measurement Range	1 µV–1000 V	1 µV–1000 V	0.1 µV–1000 V	100 nV–1000 V	100 nV–1000 V	100 nV–1000 V	100 nV–1000 V	10 nV–1010 V	10 nV–1000 V	10 nV–1100 V	1 nV–1100 V	100 nV–1000 V	100 nV–1000 V	100 nV–1000 V	100 nV–1000 V	10 nV–300 V	Measurement Range
Basic Accuracy	0.015%	0.012%	0.0038%	0.0035%	0.0024%	0.003%	0.0025%	0.0014%	0.0024%	0.0024%	0.001%	0.003%	0.003%	0.0025%	0.003%	0.0025%	Basic Accuracy
Ratio			✓	✓	✓		✓	✓	✓	Option	Option	w/MUX card	w/MUX card	w/MUX card	w/MUX card		Ratio
DC Peak Spikes										✓	✓						DC Peak Spikes
AC VOLTS (TRMS)																	
Measurement Range	1 µV–750 V	1 µV–750 V	0.1 µV–750 V	100 nV–1000 V	100 nV–1000 V	100 nV–750 V	100 nV–750 V	100 nV–707 V	100 nV–750 V	100 nV–775 V	100 nV–775 V	100 nV–750 V	100 nV–750 V	100 nV–750 V	100 nV–750 V	100 nV–300 V	Measurement Range
Basic Accuracy	0.2%	0.12%	0.08%	0.12%	0.12%	0.05%	0.05%	0.06%	0.05%	0.03%	0.02%	0.06%	0.06%	0.05%	0.06%	0.05%	Basic Accuracy
Bandwidth	20 Hz–100 kHz	10 Hz–300 kHz	3 Hz–300 kHz	3 Hz–300 kHz	3 Hz–300 kHz	3 Hz–300 kHz	3 Hz–300 kHz	3 Hz to 300 kHz	3 Hz–300 kHz	1 Hz–2 MHz	1 Hz–2 MHz	3 Hz–300 kHz	3 Hz–300 kHz	3 Hz–300 kHz	3 Hz–300 kHz	3 Hz–300 kHz	Bandwidth
dB, dBm	✓		✓	✓	✓	✓	✓	✓	✓	✓	✓					✓	dB, dBm
Frequency, Period	✓	✓	✓	✓	✓	✓	✓	✓	✓	✓	✓	✓	✓	✓	✓	✓	Frequency, Period
OHMS (2/4 WIRE)																	
Measurement Range	1 mΩ–100 MΩ	1 mΩ–100 MΩ	100 µΩ–100 MΩ	10 µΩ–1 GΩ	10 µΩ–1 GΩ	100 µΩ–120 MΩ	1 µΩ–120 MΩ	0.1 µΩ–1.2 GΩ	1 µΩ–120 MΩ	1 µΩ–1 GΩ	100 nΩ–1 GΩ	100 µΩ–120 MΩ	100 µΩ–120 MΩ	1 µΩ–120 MΩ	1 µΩ–120 MΩ	100 nΩ–100 MΩ	Measurement Range
Basic Accuracy	0.02%	0.02%	0.015%	0.01%	0.01%	0.008%	0.0075%	0.0024%	0.0032%	0.0032%	0.0007%	0.008%	0.008%	0.0075%	0.008%	0.004%	Basic Accuracy
Continuity Test	✓	✓	✓	✓	✓	✓	✓	✓	✓			✓	✓	✓	✓	✓	Continuity Test
Diode Test	✓	✓	✓	✓	✓	✓	✓	✓	✓			✓	✓	✓	✓	✓	Diode Test
Offset Compensation							✓	✓	✓	✓	✓	✓	✓	✓	✓	✓	Offset Compensation
Dry Circuit							✓	✓	✓			✓	✓	✓	✓	✓	Dry Circuit
DC AMPS																	
Measurement Range	1 nA–10 A	0.1 µA–10 A	10 nA–3 A	100 pA–10 A	100 pA–10 A	10 nA–3 A	10 pA–10 A	1 pA–10.1 A	1 nA–3 A	10 pA–2 A	10 pA–2 A	10 nA–3 A	10 nA–3 A	10 pA–3 A	10 nA–3 A	1 pA–3 A	Measurement Range
Basic Accuracy	0.02%	0.15%	0.055%	0.05%	0.05%	0.03%	0.02%	0.006%	0.03%	0.03%	0.027%	0.03%	0.03%	0.02%	0.03%	0.03%	Basic Accuracy
In Circuit Current										✓	✓						In Circuit Current
AC AMPS (TRMS)																	
Measurement Range	0.1 µA–10 A	10 µA–10 A	1 µA–3 A	100 pA–10 A	100 pA–10 A	1 µA–3 A	100 pA–10 A	1 nA–10.1 A	1 µA–3 A	100 pA–2 A	100 pA–2 A	1 µA–3 A	1 µA–3 A	100 pA–3 A	1 µA–3 A	1 nA–3 A	Measurement Range
Basic Accuracy	0.3%	0.3%	0.15%	0.1%	0.1%	0.1%	0.1%	0.08%	0.1%	0.1%	0.1%	0.15%	0.16%	0.10%	0.15%	0.08%	Basic Accuracy
Bandwidth	20 Hz–2 kHz	10 Hz–5 kHz	3 Hz–5 kHz	3 Hz–10 kHz	3 Hz–10 kHz	3 Hz–5 kHz	3 Hz–10 kHz	3 Hz to 10 kHz	3 Hz–5 kHz	20 Hz–100 kHz	20 Hz–100 kHz	3 Hz–5 kHz	3 Hz–5 kHz	3 Hz–10 kHz	3 Hz–5 kHz	3 Hz–10 kHz	Bandwidth
OTHER MEASUREMENTS																	
Capacitance					1 pF–100 µF		0.1 pF–100 µF	0.1 pF–100 µF						0.1 pF–100 µF			Capacitance
Temperature Measurement		TC, RTD, Thermistor	RTD		TC	TC	TC, RTD, Thermistor	TC, RTD, Thermistor	TC, RTD	TC, RTD	TC, RTD	TC, RTD, Thermistor	TC, RTD, Thermistor	TC, RTD, Thermistor	TC, RTD, Thermistor	TC, RTD, Thermistor	Temperature Measurement
GENERAL FEATURES																	
Interface	RS-232, USB with adapter cable	USB, GPIB (opt.)	USB	LAN, GPIB, RS-232, USB with adapter cable	LAN, GPIB, RS-232, USB with adapter cable	GPIB, RS-232	LAN/LXI, USB, GPIB (opt.), RS-232 (opt.)	GPIB, USB, LAN/LXI	GPIB, RS-232	GPIB	GPIB	GPIB, RS-232	LAN, RS-232	LAN/LXI, USB, GPIB (opt.), RS-232 (opt.)	GPIB, RS-232	GPIB, LAN/LXI, USB	Interface
Reading Hold	✓	✓	✓			✓			✓			✓	✓				Reading Hold
Digital I/O		Trigger In Meter Complete	Trigger In Meter Complete			Trigger In Meter Complete	Trigger In Meter Complete	Trigger In Meter Complete 6 General I/O	Trigger In Meter Complete	Trigger In Meter Complete 1 In, 4 Out	Trigger In Meter Complete 1 In, 4 Out	2 Trigger In, 5 Limit Out	2 Trigger In, 5 Limit Out	Trigger In Meter Complete	2 Trigger In, 5 Limit Out	14 General I/O	Digital I/O
Reading Memory		2000 rdg.	2000 rdg.			1024 rdg.	7 M rdg.	27.5 M rdg.	1024 rdg.	Opt to 30,000	Opt to 30,000	55,000 rdg.	450,000 rdg.	7 M rdg.	110,000 rdg.	650,000 rdg.	Reading Memory
Maximum Speed		50K rdg/s	2000 rdg/s			2000 rdg/s	1 M rdg/s (16-bit digitizing)	1 M rdg/s (18-bit digitizing)	2000 rdg/s	2000 rdg/s	2000 r dg/s	2000 rdg/s	3500 rdg/s	1 M rdg/s (16-bit digitizing)	2500 rdg/s	>14,000 rdg/s	Maximum Speed
Other	Dual Measurement Display				Dual Measurement Display		Embedded Test Script Processor and optional TSP-Link, 6 Digital I/O with Interface Options, Dual Measurement Display	Embedded Test Script Processor and TSP-LINK						Embedded Test Script Processor and optional TSP-Link, 6 Digital I/O with Interface Options		Embedded Test Script Processor and TSP-LINK	

To learn more about our basic performance, high speed, and high accuracy digital multimeters, visit www.tek.com/digital-multimeter.
 To learn more about our multi-channel measurement digital multimeters, visit www.tek.com/keithley-switching-and-data-acquisition-systems.

Specifications are subject to change without notice.

Appendix 1: Plug-in Scanner Card Options for the DMM6500, 2000, 2001, 2010, and 2002 Digital Multimeters

	2000-SCAN	2001-TCSCAN
Number of Channels	10	9
Card Configuration	Multiplexer	Multiplexer
Input Configuration	Differential, 2-pole inputs	Differential, 2-pole inputs
Max Voltage	110 VDC, 175 VAC Peak	110 VDC, 175 VAC Peak
Max Current Switched	1 A	1 A
Comments	Can configure as 5-channel with 4-pole relays	Built-in thermocouple cold-junction temperature compensation. Can configure as 4-channel with 4-pole relays

Appendix 2: Plug-in Switch Modules for the 2700 Series and DAQ6510 Data Acquisition Systems

Module	7700	7701	7702	7703	7705	7706	7707	7708	7709	7710	7711	7712
Description	20 Channel, Differential Multiplexer Module	32 Ch. Differential Multiplexer Module	40 Ch. Differential Multiplexer Module	32 Ch. High Speed, Differential Multiplexer Module.	40 Ch. Single-pole Control Module	All-in-One I/O Module.	32 Ch. Digital I/O Module	40 Ch. Differential Multiplexer Module	6x8 Matrix Module.	20 Ch. Solid-state Differential Multiplexer Module	2 GHz 50 Ω RF Module	3.5 GHz 50 Ω RF Module
# Analog Inputs	20	32	40	32	40	20	10	40	48	20	8	8
Configuration	Multiplexer w/CJC 1x20 or two 1x10	Multiplexer 1x32 or two 1x16	Multiplexer 1x40 or two 1x20	Multiplexer 1x32 or two 1x16	Independent SPST N/A	Multiplexer w/CJC 1x20 or two 1x10	Digital I/O/ Multiplexer 1x10 or two 1x5	Multiplexer w/CJC 1x40 or two 1x20	Matrix 6x8	Multiplexer w/CJC 1x20 or two 1x10	Multiplexer Dual 1x4	Multiplexer Dual 1x4
Type of Connector	Screw terminals	D-sub	Screw terminals	D-sub	D-sub	Screw terminals	D-sub	Screw terminals	D-sub	Removable screw terminals	SMA	SMA
Max. Voltage	300 V	150 V	300 V	300 V	300 V	300 V	300 V	300 V	300 V	60 V	60 V	42 V
Max. Switched Current	1	1 A	1 A	500 mA	2 A	1 A	1 A	1 A	1 A	0.1 A	0.5 A	0.5 A
Bandwidth	50 MHz	2 MHz	2 MHz	2 MHz	10 MHz	2 MHz	2 MHz	2 MHz	2 MHz	2 MHz	2 GHz	3.5 GHz
Contact Life ¹	10 ⁸	10 ⁸	10 ⁸	10 ⁸	10 ⁸	10 ⁸	10 ⁸	10 ⁸	10 ⁸	10 ¹⁰	10 ⁸	10 ⁸
Switch Speed	3 ms	3 ms	3 ms	1 ms	3 ms	3 ms	3 ms	3 ms	3 ms	0.5 ms	10 ms	10 ms
Other	Maximum power = 125 VA. 2 current measure channels.	Maximum power = 125 VA.	Maximum power = 125 VA. 2 current measure channels.	Reed relays.	Maximum power = 125 VA.	2 analog outputs. 16 digital outputs. Maximum power = 125 VA. Event Counter/ Totalizer	32 digital I/O. Maximum power = 125 VA.	Maximum power = 125 VA.	Connects to internal DMM. Daisy chain multiple cards for up to a 6x40 matrix. Maximum power = 125 VA.	Solid state relays, 60 V max. 500 channels/ second scan rate.	Insertion loss <1.0 dB @ 1 GHz. VSWR <1.2 @ 1 GHz.	Insertion loss <1.1 dB @ 2.4 GHz.

1. No load contact life. See card data sheet for additional specifications.

Appendix 3: Plug-in Switch Modules for the 3706A System Switch/Multimeter

	3720	3721	3722	3723	3724	3730	3731	3732	3740	3750
No. of Channels	60 (Dual 1×30)	40 (dual 1×20)	96 (dual 1×48)	60 (dual 1×30) or 120 single pole (dual 1×60)	60 (dual 1×30)	6×16	6×16	448 cross-points (Quad 4×28)	32	40 digital I/O, 4 counter/totalizers, and 2 isolated analog outputs
Card Config.	Multiplexer	Multiplexer	Multiplexer	Multiplexer	Multiplexer	Matrix	Matrix	Matrix	Independent	Independent
Type of Relay	Latching electro-mechanical	Latching electro-mechanical	Latching electro-mechanical	Dry reed	FET solid-state	Latching electro-mechanical	Dry reed	Dry reed	Latching electro-mechanical	N/A
Contact Configuration	2 Form A	2 Form A	2 Form A	1 Form A	2 Form A	2 Form A	2 Form A	1 Form A	28 Form C, 4 Form A	N/A
Max. Voltage	300 V	300 V (ch 1–40), 60 V (ch 41–42)	300 V	200 V	200 V	300 V	200 V	200 V	300 VDC /250 VAC (Form A)	N/A
Max. Current Switched	1 A	2 A (ch 1–40), 3 A (ch 41–42)	1 A	1 A	0.1 A	1 A	1 A	0.75 A	2 A (Form C), 7 A (Form A)	N/A
Comments	2 independent 1×30 multiplexers. Automatic temperature reference when used with screw terminal accessory (3720-ST)	2 independent 1×20 multiplexers. Automatic temperature reference when used with screw terminal accessory (3721-ST)	2 independent 1×48 multiplexers	2 independent 1×30 multiplexers	2 independent 1×30 multiplexers. Automatic temperature reference when used with screw terminal accessory (3724-ST)	Columns can be expanded through the backplane or isolated by relays	Relay actuation time of 0.5ms. Columns can be expanded through the backplane or isolated by relays	Banks can be connected together via bank configuration relays to create a single 4×112 or dual 4×56 matrix. Analog backplane relays also included for card to card expansion. Row expansion with 3732-ST-R accessory to create a dual 8×28 or single 16×28 matrix.	32 general purpose independent channels.	All-in-one card design. 40 bidirectional I/O. Four 32-bit counter/totalizers. 2 programmable analog (V or I) outputs.

Contact Information

Australia* 1 800 709 465
Austria 00800 2255 4835
Balkans, Israel, South Africa and other ISE Countries +41 52 675 3777
Belgium* 00800 2255 4835
Brazil +55 (11) 3759 7627
Canada 1 800 833 9200
Central East Europe/Baltics +41 52 675 3777
Central Europe/Greece +41 52 675 3777
Denmark +45 80 88 1401
Finland +41 52 675 3777
France* 00800 2255 4835
Germany* 00800 2255 4835
Hong Kong 400 820 5835
India 000 800 650 1835
Indonesia 007 803 601 5249
Italy 00800 2255 4835
Japan 81 (3) 6714 3086
Luxembourg +41 52 675 3777
Malaysia 1 800 22 55835
Mexico, Central/South America and Caribbean 52 (55) 56 04 50 90
Middle East, Asia, and North Africa +41 52 675 3777
The Netherlands* 00800 2255 4835
New Zealand 0800 800 238
Norway 800 16098
People's Republic of China 400 820 5835
Philippines 1 800 1601 0077
Poland +41 52 675 3777
Portugal 80 08 12370
Republic of Korea +82 2 6917 5000
Russia/CIS +7 (495) 6647564
Singapore 800 6011 473
South Africa +41 52 675 3777
Spain* 00800 2255 4835
Sweden* 00800 2255 4835
Switzerland* 00800 2255 4835
Taiwan 886 (2) 2656 6688
Thailand 1 800 011 931
United Kingdom/Ireland* 00800 2255 4835
USA 1 800 833 9200
Vietnam 12060128

* European toll-free number.

If not accessible, call: +41 52 675 3777

Rev. 090617



Find more valuable resources at TEK.COM

Copyright © Tektronix. All rights reserved. Tektronix products are covered by U.S. and foreign patents, issued and pending. Information in this publication supersedes that in all previously published material. Specification and price change privileges reserved. TEKTRONIX and TEK are registered trademarks of Tektronix, Inc. All other trade names referenced are the service marks, trademarks or registered trademarks of their respective companies.

042718.SBG 1KW-61350-0

